

STUCCO ITALIANO COLOURS BROCHURE

www.stuccoitaliano.si | info@stuccoitaliano.si

- Italijanski tradicionalni in dekorativni ometi za stenske, talne, zunanje fasadne površine ali vaše unikatne izdelke
- Čudovita Italijanska antična tradicija in kvaliteta, ekskluzivnost, dolga obstojnost, neomejena možnost različnih izražanj in obdelav
- Širok nabor naših izdelkov za unikatne notranjosti in zunanosti, tudi Eko prijazna linija izdelkov
- Neomejene možnosti unikatnih antičnih TERAZZO talnih površin z dodatki

Exclusive seller and representer
for Slovenia & Croatia:

Vipme d.o.o.

Šmartinska cesta 32, 1000 Ljubljana,
Slovenia, EU

Tel: +386 40 613 984

info@stuccoitaliano.si

www.stuccoitaliano.si



Stucco Italiano

www.stuccoitaliano.si

Stucco Italiano's Colour System

Marrying Quality & Simplicity

2 COLLECTIONS, 132 COLOURS

Our Colour System is thought for the professional, following two main principles: quality of results and simplicity of use. The same System works with all our decorative products. Stucco Italiano's Colour System consists of:

- A catalogue with the 132 colours of Stucco Italiano's Chart, divided in two Collections: Base Colours and Rosalba.
- A PC software that includes the formulas for Stucco Italiano's colours and for those of 14 renowned charts.
- 16 base-colourants, with which you can obtain all the formulas.

In the following pages are displayed Stucco Italiano's Colours, in two tones (1 and 3). Other tones can be achieved by adding to the material different quantities of colour.

ALL-INCLUSIVE AND EASY TO USE

With our software, you can get the correct colour formula by simply inserting the colour of your choice, the type of material from our list of products and the quantity you wish to colour. Our Colour System works with all Stucco Italiano's products alike: both with the lime-based plasters and the decorative paints. The formula is expressed both in terms of volume (in millilitres for use with a syringe) and in terms of weight (in grams to weigh on scales).

The formula can be modified according to your needs, for instance, by indicating a lower or higher percentage to get a lighter or darker tone. The formula can also be changed by increasing or decreasing a certain hue. Each formula, including those changed, can be saved with your customer's name and kept for later use. You can even create your own colour formulas.



CHARTS INCLUDED IN THE SOFTWARE

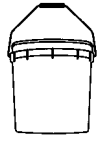
- Stucco Italiano Colour Chart
- Ambiance Original Degussa
- Benjamin Moor
- Benjamin Moore Classic Colors
- Benjamin Moore Collections
- Butterfly 1111
- Farrow & Ball 132 Colours
- GMCS 345 Fassaden
- GMCS 660 Collection
- Marcromie 1270
- NCS 1950 4ED
- RAL
- Sherwin-Williams
- Sikkens 5051
- Symphony 1 & 2

1 Tone Colours

example

Colour 016/1

=




1 part material


+



1 part 016 colour



001/1



014/1



☀ 015/1



☀ 016/1




017/1



002/1




☀ 003/1




004/1




005/1



☀ 018/1



019/1




☀ 020/1



☀ 021/1



☀ 006/1



007/1




☀ 008/1




☀ 009/1



☀ 022/1



023/1



☀ 024/1




☀ 025/1




☀ 010/1




011/1



012/1




013/1



026/1







☀ 027/1



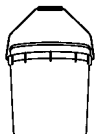

028/1











029/1




3 Tones Colours *example*

Colour 016/3 =  +  = 1 part material + 3 parts 016 colour







014/3



☀ 015/3




☀ 016/3



017/3




030/3



031/3



032/3




☀ 033/3



☀ 018/3



019/3




☀ 020/3



☀ 021/3




☀ 034/3



035/3




☀ 036/3



037/3



☀ 022/3



023/3




☀ 024/3




☀ 025/3




☀ 038/3




☀ 039/3




040/3




041/3



026/3




☀ 027/3



028/3




029/3




042/3



☀ 043/3



044/3



045/3

OUR COLOURANTS

Stucco Italiano supplies 16 base colourants in paste, with which you can obtain all the formulas included in the software, both Stucco Italiano's colours and those of the other charts. All our colourants are of high quality, and their colouring power is guaranteed over time.

IMPORTANT NOTES:

- For greater accuracy of the colors shown in this brochure, consult the A4 color catalog available from your local Stucco Italiano distributor.
- We recommend always making a test sample in the chosen material and color before starting work on the walls / floors.

ALL THE DYES ARE VOC AND APEO FREE



I COLORI DI ROSALBA

ROSALBA CARRIERA

In 2020 we have announced our second colour catalogue. We have named it "I colori di Rosalba" (*Rosalba's Colours*), honoring the Venetian painter whose works have inspired our 40 new colours.

Rosalba Carriera (1673-1757) was a Venetian Rococo portrait painter and one of the most famous European artists of the eighteenth century. She was the first female painter to initiate a new style, pioneering the exclusive use of pastel in her portraits. She was also the first to bind coloured chalks into sticks, leading to the development of a much wider range of prepared colours and expanding the usefulness of the pastel medium. Her unique style emphasized the use of spontaneous brush strokes, dancing lights, subtle surface tonalities, and a soft, elegant, and charming approach to subject matter. Her extremely delicate trait and her great ability to capture the essence of the people she portrayed made her famous in all the European courts.



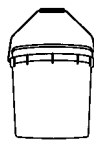
Self portrait holding a portrait of her sister, 1715

1 Tone Colours

example

Colour 052/1

=



1 part material

+




1 part 052 colour




=


suitable also for exteriors




☀ 046/1




☀ 047/1




048/1




☀ 049/1




☀ 050/1




☀ 051/1




☀ 052/1




☀ 053/1




☀ 054/1




☀ 055/1




056/1




☀ 057/1




058/1




☀ 059/1




060/1




061/1




062/1




063/1



☀ 064/1



065/1



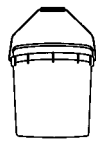
☀ 066/1

3 Tones Colours

example

Colour 052/3

=



1 part material

+



3 parts 052 colour




=

suitable also for exteriors




☀ 046/3




☀ 047/3




048/3




☀ 049/3




☀ 050/3




☀ 051/3




☀ 052/3



☀ 053/3




☀ 054/3




☀ 055/3



056/3



☀ 057/3




058/3




☀ 059/3




060/3




061/3




062/3




063/3



☀ 064/3



065/3



☀ 066/3